

**CITY OF FROST**  
*ANNUAL FINANCIAL REPORT*  
*FOR THE YEAR ENDED SEPTEMBER 30, 2023*

## TABLE OF CONTENTS

	Page	Exhibit
FINANCIAL SECTION		
Independent Auditors' Report.....	1	
Management's Discussion and Analysis (Required Supplementary Information).....	4	
<u>Basic Financial Statements</u>		
Government-wide Financial Statements:		
Statement of Net Position.....	10	A-1
Statement of Activities.....	11	A-2
Fund Financial Statements:		
Balance Sheet - Governmental Funds.....	13	A-3
Reconciliation of the Governmental Funds		
Balance Sheet to the Statement of Net Position.....	14	A-4
Statement of Revenues, Expenditures, and Changes in		
Fund Balances - Governmental Funds.....	15	A-5
Reconciliation of the Statement of Revenues, Expenditures, and Changes in		
Fund Balances of Governmental Funds to the Statement of Activities.....	16	A-6
Statement of Net Position - Proprietary Funds.....	17	A-7
Statement of Revenues, Expenses, and Changes in		
Fund Net Position - Proprietary Funds.....	18	A-8
Statement of Cash Flows - Proprietary Funds.....	19	A-9
Notes to the Financial Statements .....	20	
<u>Required Supplementary Information</u>		
Budgetary Comparison Schedules:		
General Fund.....	36	B-1
Schedule of City's Contributions - Texas Municipal Retirement System.....	37	B-2
Schedule of Changes in the City's Net Pension Liability		
And Related Ratios -Texas Municipal Retirement System .....	38	B-3
Notes to Required Supplementary Information.....	39	
OVERALL COMPLIANCE AND INTERNAL CONTROL SECTION		
Report on Internal Control over Financial Reporting and on Compliance and		
Other Matters Based on an Audit of Financial Statements Performed		
in Accordance with <i>Government Auditing Standards</i> .....	41	
Schedule of Findings and Responses .....	43	

*Financial Section*

**ANDERSON, MARX & BOHL, P.C.**  
CERTIFIED PUBLIC ACCOUNTANTS

FRANK MARX, III, CPA  
DORI BOHL, CPA & CFE  
CALEB MARX, CPA

**Independent Auditors' Report**

To the City Council  
City of Frost  
P.O. Box X  
Frost, Texas 76641

**Report on the Audit of the Financial Statements**

***Opinions***

We have audited the financial statements of the governmental activities, the business-type activities, each major fund, and the aggregate remaining fund information of the City of Frost as of and for the year ended September 30, 2023 and the related notes to the financial statements, which collectively comprise the City's basic financial statements as listed in the table of contents.

In our opinion, the accompanying financial statements present fairly, in all material respects, the respective financial position of the governmental activities, the business-type activities, each major fund, and the aggregate remaining fund information of the City of Frost, as of September 30, 2023, and the respective changes in financial position and, where applicable, cash flows thereof for the year then ended in accordance with accounting principles generally accepted in the United States of America.

***Basis for Opinions***

We conducted our audit in accordance with auditing standards generally accepted in the United States of America (GAAS) and the standards applicable to financial audits contained in *Government Auditing Standards*, issued by the Comptroller General of the United States. Our responsibilities under those standards are further described in the Auditor's Responsibilities for the Audit of the Financial Statements section of our report. We are required to be independent of the City and to meet our other ethical responsibilities, in accordance with the relevant ethical requirements relating to our audit. We believe that the audit evidence we have obtained is sufficient and appropriate to provide a basis for our audit opinions.

***Responsibilities of Management for the Financial Statements***

The City's management is responsible for the preparation and fair presentation of the financial statements in accordance with accounting principles generally accepted in the United States of America, and for the design, implementation, and maintenance of internal control relevant to the preparation and fair presentation of financial statements that are free from material misstatement, whether due to fraud or error.

In preparing the financial statements, management is required to evaluate whether there are conditions or events, considered in the aggregate, that raise substantial doubt about the City's ability to continue as a going concern for one year after the date that the financial statements are issued.

### ***Auditor's Responsibilities for the Audit of the Financial Statements***

Our objectives are to obtain reasonable assurance about whether the financial statements as a whole are free from material misstatement, whether due to fraud or error, and to issue an auditor's report that includes our opinions. Reasonable assurance is a high level of assurance but is not absolute assurance and therefore is not a guarantee that an audit conducted in accordance with GAAS and the *Government Auditing Standards* will always detect a material misstatement when it exists. The risk of not detecting a material misstatement resulting from fraud is higher than for one resulting from error, as fraud may involve collusion, forgery, intentional omissions, misrepresentations, or the override of internal control. Misstatements are considered material if there is a substantial likelihood that, individually or in the aggregate, they would influence the judgment made by a reasonable user based on the financial statements.

In performing an audit in accordance with GAAS and *Governmental Auditing Standards*, we:

- Exercise professional judgment and maintain professional skepticism throughout the audit.
- Identify and assess the risks of material misstatement of the financial statements, whether due to fraud or error, and design and perform audit procedures responsive to those risks. Such procedures include examining, on a test basis, evidence regarding the amounts and disclosures in the financial statements.
- Obtain an understanding of internal control relevant to the audit in order to design audit procedures that are appropriate in the circumstances, but not for the purpose of expressing an opinion on the effectiveness of the City's internal control. Accordingly, no such opinion is expressed.
- Evaluate the appropriateness of accounting policies used and the reasonableness of significant accounting estimates made by management, as well as evaluate the overall presentation of the financial statements.
- Conclude whether, in our judgment, there are conditions or events, considered in the aggregate, that raise substantial doubt about the City's ability to continue as a going concern for a reasonable period of time.

We are required to communicate with those charged with governance regarding, among other matters, the planned scope and timing of the audit, significant audit findings, and certain internal control-related matters that we identified during the audit.

### ***Required Supplementary Information***


Accounting principles generally accepted in the United States of America require that the management's discussion and analysis and the other required supplementary information, as listed in the table of contents, be presented to supplement the basic financial statements. Such information is the responsibility of management and, although not a part of the basic financial statements, is required by the Governmental Accounting Standards Board who considers it to be an essential part of financial reporting for placing the basic financial statements in an appropriate operational, economic, or historical context. We have applied certain limited

procedures to the required supplementary information in accordance with auditing standards generally accepted in the United States of America, which consisted of inquiries of management about the methods of preparing the information and comparing the information for consistency with management's responses to our inquiries, the basic financial statements, and other knowledge we obtained during our audit of the basic financial statements. We do not express an opinion or provide any assurance on the information because the limited procedures do not provide us with sufficient evidence to express an opinion or provide any assurance.

**Other Reporting Required by *Government Auditing Standards***

In accordance with *Government Auditing Standards*, we have also issued our report dated September 11, 2024 on our consideration of the City of Frost's internal control over financial reporting and on our tests of its compliance with certain provisions of laws, regulations, contracts, and grant agreements and other matters. The purpose of that report is solely to describe the scope of our testing of internal control over financial reporting and compliance and the results of that testing, and not to provide an opinion on the effectiveness of internal control over financial reporting or on compliance. That report is an integral part of an audit performed in accordance with *Government Auditing Standards* in considering the City of Frost's internal control over financial reporting and compliance.

Respectfully submitted,



Anderson, Marx & Bohl P.C.

Corsicana, Texas  
September 11, 2024

# City of Frost

P. O. Box X  
Frost, TX 76641  
Phone (903) 682-3861  
Fax (903) 682-3868

## MANAGEMENT'S DISCUSSION AND ANALYSIS

This section of the City of Frost's annual financial report presents our discussion and analysis of the City's financial performance during the year ended September 30, 2023. Please read it in conjunction with the City's financial statements, which follow this section.

### FINANCIAL HIGHLIGHTS

- The City's total combined net position on financial statement exhibit A-1 was \$2,204,459 on September 30, 2023.
- During the year, the City's primary government expenses on financial statement exhibit A-2 were \$107,427 more than the \$686,888 generated in taxes and other revenues for all activities.
- The total cost of the City's programs on financial statement exhibit A-5 increased \$97,843 from last year. This was due primarily to increased public safety and general government expenditures during the year.
- The general fund reported a general fund balance this year on financial statement exhibit A-3 of \$257,929. The City began the current year with an adjusted fund balance in the amount of \$278,577.

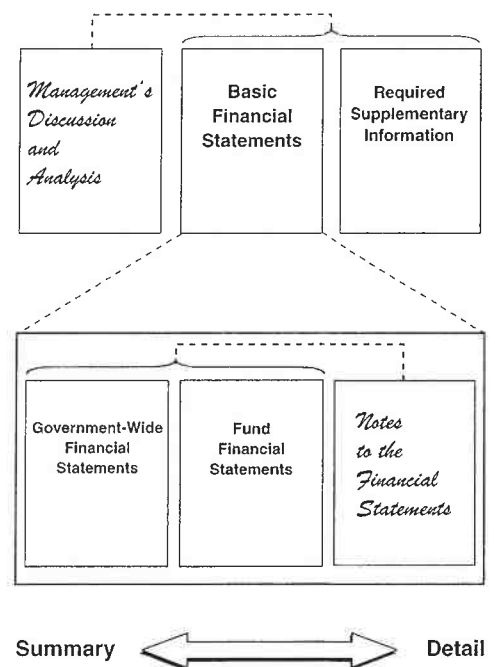
### OVERVIEW OF THE FINANCIAL STATEMENTS

This annual report consists of three parts—*management's discussion and analysis* (this section), the *basic financial statements*, and *required supplementary information*. The basic financial statements include two kinds of statements that present different views of the City:

- The first two statements are *government-wide financial statements* that provide both *long-term* and *short-term* information about the City's overall financial status.
- The remaining statements are *fund financial statements* that focus on *individual parts* of the government, reporting the City's operations in more detail than the government-wide statements.
- *The governmental funds* statements tell how *general government* services were financed in the *short term* as well as what remains for future spending.
- *Proprietary fund* statements provide information about for-profit activities.

The financial statements also include notes that explain some of the information in the financial statements and provide more detailed data. The statements are followed by a section of *required supplementary information* that further explains and supports the information in the financial statements. Figure A-1 shows how the required parts of this annual report are arranged and related to one another.

Figure A-1, Required Components of the City's Annual Financial Report



## Government-wide Statements

The government-wide statements report information about the City as a whole using accounting methods similar to those used by private-sector companies. The statement of net position includes all of the government's assets, deferred outflows of resources, liabilities, and deferred inflows of resources. All of the current year's revenues and expenses are accounted for in the statement of activities regardless of when cash is received or paid. The two government-wide statements report the City's net position and how it has changed. Net position—the difference between the City's assets, deferred outflows, liabilities, and deferred inflows—is one way to measure the City's financial health or *position*.

- Over time, increases or decreases in the City's net position is an indicator of whether its financial health is improving or deteriorating, respectively.
- To assess the overall health of the City, one needs to consider additional nonfinancial factors such as changes in the City's tax base.

The government-wide financial statements of the City include the *Governmental and Business-Type activities*. Most of the City's basic services are included here, such as water services, public safety, sanitation, street maintenance and general administration. Taxes and charges for services finance most of these activities.

## Fund Financial Statements

The fund financial statements provide more detailed information about the City's most significant *funds*—not the City as a whole. Funds are accounting devices that the City uses to keep track of specific sources of funding and spending for particular purposes.

- Some funds are required by State law and by bond covenants.
- The City Council establishes other funds to control and manage money for particular purposes or to show that it is properly using certain taxes and grants.

The City has the following kinds of funds:

- *Governmental funds*—Most of the City's basic services are included in governmental funds, which focus on (1) how *cash and other financial assets* that can readily be converted to cash flow in and out and (2) the balances left at year-end that are available for spending. Consequently, the governmental fund statements provide a detailed *short-term* view that helps you determine whether there are more or fewer financial resources that can be spent in the near future to finance the City's programs. Because this information does not encompass the additional long-term focus of the government-wide statements, we provide additional information at the bottom of the governmental funds statement, or on the subsequent page, that explain the relationship (or differences) between them.
- *Proprietary funds*—The City provides water and sewer services to its citizens and charges fees to pay for this service. These activities are accounted for on the accrual basis of accounting.

## FINANCIAL ANALYSIS OF THE CITY AS A WHOLE

Net position. The City's combined net position was \$2.204 million on September 30, 2023. (See Table A-1).

**Table A-1**  
**City of Frost's Net Position**  
*(In million dollars)*

	<u>2023</u>	<u>2022</u>	<u>Total Percentage Change 2023-2022</u>
Current assets:			
Cash and cash equivalents	.706	.737	-4
Receivables	.085	.050	70
Inventories	.000	.000	**
Total current assets	<u>.791</u>	<u>.787</u>	1
Noncurrent assets:			
Land, furniture and equipment	4.250	4.228	1
Less accumulated depreciation	(2.560)	(2.430)	-5
Other assets	.017	.016	6
Total noncurrent assets	<u>1.707</u>	<u>1.814</u>	-6
Total Assets	<u>2.498</u>	<u>2.601</u>	-4
Deferred Outflows of Resources	<u>.020</u>	<u>.005</u>	300
Current liabilities:			
Accounts payable and accrued liabilities	.038	.032	19
Consumer deposits	.049	.049	0
Due to other governments	.000	.000	**
Unavailable revenue	.000	.000	**
Total current liabilities	<u>.087</u>	<u>.081</u>	7
Long-term liabilities:			
Noncurrent liabilities due in one year	.010	.009	11
Noncurrent liabilities due more than 1 yr	.195	.186	4
Total Liabilities	<u>.292</u>	<u>.276</u>	6
Deferred Inflows of Resources	<u>.021</u>	<u>.018</u>	17
Net Position:			
Net investment in capital assets	1.511	1.610	-6
Restricted	.105	.102	3
Unrestricted	.589	.600	-2
Total Net Position	<u>2.205</u>	<u>2.312</u>	-5

The City has \$104,959 in restricted net position that represents proceeds from debt service of \$17,398, \$79,572 restricted for state and federal programs, and funds available for museum expenditures of \$7,989. The \$588,706 of unrestricted net position represents resources to be available to fund the programs of the City next year.

**Changes in net position.** The City's total revenues were \$686,888. A portion, 27 percent, of the City's revenue comes from taxes, while 68 percent relates to charges for services.

The total cost of all programs and services was \$794,315; 43 percent of these costs are for governmental activities.

#### **Governmental Activities**

- Property tax revenue increased to \$121,529.
- The City's charges for services increased to \$469,723.

**Table A-2**  
Changes in City of Frost's Net Position  
(In million dollars)

	<u>2023</u>	<u>2022</u>	<u>% Ch</u>
Program Revenues:			
Charges for Services	.470	.430	9
Operating Grants and Contributions	.000	.000	**
General Revenues			
Taxes	.187	.182	3
Investment Earnings	.005	.001	400
Other	.025	.093	-73
Total Revenues	<u>.687</u>	<u>.706</u>	-3
General Government	.159	.112	42
Public Safety	.080	.024	233
Highways and Streets	.031	.018	72
Culture and Recreation	.003	.002	50
Sanitation	.066	.063	5
Water and Sewer	.455	.455	0
Grant Expenditures	.000	.000	**
Other	.000	.000	**
Total Expenses	<u>.794</u>	<u>.674</u>	18
Excess (Deficiency) Before Other Resources, Uses and Transfers:	(.107)	.032	-434
Transfers In (Out)	.000	.000	**
Increase (Decrease) in Net Position	<u>(.107)</u>	<u>.032</u>	-434

Table A-3 presents the cost of each of the City's largest functions as well as each function's net cost (total cost less fees generated by the activities and intergovernmental aid). The net cost reflects what was funded by state revenues as well as local tax dollars.

- The cost of all activities this year was \$.794 million.
- However, the amount that our taxpayers paid for these activities through property taxes was only \$.122 million.
- Some of the cost was paid by those who directly benefited from the programs \$.470 million.

**Table A-3**  
Net Cost of Selected City Functions  
(in millions of dollars)

	Total Cost of Services		% Change	Net Cost of Services		% Change
	<u>2023</u>	<u>2022</u>		<u>2023</u>	<u>2022</u>	
General Government	.159	.112	42	.159	.112	42
Public Safety	.080	.024	233	.056	.006	833
Highways and Streets	.031	.018	72	.031	.018	72
Sanitation	.066	.063	5	.011	.008	38

**FINANCIAL ANALYSIS OF THE CITY'S FUNDS**

Revenues from governmental fund types totaled \$.313 million, while the previous year it was \$.282 million. The increase is due mainly to the increases in fine revenue and charges for services in the current year. Revenues from proprietary fund types totaled \$369,063, while the previous year it was \$341,432.

## General Fund Budgetary Highlights

Over the course of the year, the City revised its budget. Actual expenditures were \$41,637 below final budget amounts. On the other hand, resources available were \$8,286 above the final budgeted amount due primarily to increased sales and use tax.

## CAPITAL ASSETS AND DEBT ADMINISTRATION

### Capital Assets

At the end of 2023, the City had invested \$4,250,413 in a broad range of capital assets, including land, equipment, and buildings. (See Table A-4.) This amount represents a net change (including additions and deductions) of \$21,500 from last year.

**Table A-4**  
City's Capital Assets  
(In millions of dollars)

	<u>2023</u>	<u>2022</u>	Total Percentage Change <u>2023-2022</u>
Land	.052	.052	0
Buildings and improvements	.074	.074	0
Water and sewer system	3.727	3.727	0
Equipment	.375	.375	0
Construction in Progress	.022	.000	**
Totals at historical cost	<u>4.250</u>	<u>4.228</u>	1
Total accumulated depreciation	<u>(2.560)</u>	<u>(2.430)</u>	-5
Net capital assets	<u>1.690</u>	<u>1.798</u>	-5

The City's fiscal year 2024 capital budget projects spending do not reflect any major projects. More detailed information about the City's capital assets is presented in the notes to the financial statements.

### Long Term Debt

At year-end, the City had \$.206 million in bonds payable, compensated absences and net pension liability as shown in Table A-5. More detailed information about the City's debt is presented in the notes to the financial statements.

**Table A-5**  
City's Long-Term Debt  
(In millions of dollars)

	<u>2023</u>	<u>2022</u>	Total Percentage Change <u>2023-2022</u>
Bonds payable	.177	.186	-4
Leases payable	.000	.000	**
Net pension liability	.025	.010	150
Compensated Absences	.004	.000	**
Total long-term debt payable	<u>.206</u>	<u>.196</u>	5

## **ECONOMIC FACTORS AND NEXT YEAR'S BUDGETS AND RATES**

The City's budgetary general fund fund balance is not expected to change appreciably by the close of fiscal year 2024. More detailed information about the City's economic status is presented in the notes to the financial statements.

## **CONTACTING THE CITY'S FINANCIAL MANAGEMENT**

This financial report is designed to provide our citizens, taxpayers, customers, and investors and creditors with a general overview of the City's finances and to demonstrate the City's accountability for the money it receives. If you have questions about this report or need additional financial information, contact the City of Frost's Business Services Department at P. O. Box X, Frost, Texas 76641 or phone number 903-682-3861.

## *Basic Financial Statements*

**CITY OF FROST**  
**STATEMENT OF NET POSITION**  
**SEPTEMBER 30, 2023**

**EXHIBIT A-1**

	Primary Government		
	Governmental Activities	Business-type Activities	Total
<b>ASSETS</b>			
<i>Cash and Cash Equivalents</i>	\$ 258,316	\$ 447,474	\$ 705,790
<i>Receivables (net of allowances for uncollectibles)</i>	28,220	47,116	75,336
<i>Receivables (net) Taxes</i>	9,388	-	9,388
Restricted Assets:			
<i>Cash</i>	-	17,398	17,398
Capital Assets (net of accumulated depreciation)			
<i>Land</i>	48,806	3,990	52,796
<i>Construction in Progress</i>	-	21,500	21,500
<i>Buildings &amp; Equipment, net</i>	47,716	1,568,437	1,616,153
Total Assets	<u>392,446</u>	<u>2,105,915</u>	<u>2,498,361</u>
<b>DEFERRED OUTFLOWS OF RESOURCES</b>			
<i>Deferred Outflows Related to Pensions</i>	9,773	9,771	19,544
Total Deferred Outflows of Resources	<u>9,773</u>	<u>9,771</u>	<u>19,544</u>
<b>LIABILITIES</b>			
<i>Accounts Payable and Other Current Liabilities</i>	20,618	16,999	37,617
<i>Consumer Deposits</i>	-	46,730	46,730
<i>Accrued Interest Payable</i>	-	2,655	2,655
Noncurrent Liabilities-			
<i>Due in one year</i>	-	10,000	10,000
<i>Due in more than one year</i>	14,592	181,087	195,679
Total Liabilities	<u>35,210</u>	<u>257,471</u>	<u>292,681</u>
<b>DEFERRED INFLOWS OF RESOURCES</b>			
<i>Deferred Inflows Related to Pensions</i>	10,383	10,382	20,765
Total Deferred Inflows of Resources	<u>10,383</u>	<u>10,382</u>	<u>20,765</u>
<b>NET POSITION</b>			
Net Investment in Capital Assets	96,522	1,414,272	1,510,794
Restricted For:			
Debt Service	-	17,398	17,398
State and Federal Programs	-	79,572	79,572
Other Purposes-Museum	7,989	-	7,989
Unrestricted	252,115	336,591	588,706
Total Net Position	<u>\$ 356,626</u>	<u>\$ 1,847,833</u>	<u>\$ 2,204,459</u>

The accompanying notes are an integral part of this statement.

**CITY OF FROST**  
**STATEMENT OF ACTIVITIES**  
**FOR THE YEAR ENDED SEPTEMBER 30, 2023**

<u>Functions/Programs</u>	<u>Expenses</u>	<u>Program Revenues</u>
		<u>Charges for Services</u>
<b>PRIMARY GOVERNMENT:</b>		
Governmental Activities:		
<i>General Government</i>	\$ 158,791	\$ -
<i>Public Safety</i>	79,507	23,479
<i>Highways &amp; Streets</i>	31,343	-
<i>Sanitation</i>	66,026	77,181
<i>Culture &amp; Recreation</i>	3,500	-
Total Governmental Activities	<u>339,167</u>	<u>100,660</u>
Business-type Activities:		
Water	328,898	278,096
Sewer	126,250	90,967
Total Business-type Activities	<u>455,148</u>	<u>369,063</u>
Total Primary Government	<u>\$ 794,315</u>	<u>\$ 469,723</u>

General Revenues:  
*Property Taxes*  
*Sales Taxes*  
*Franchise Taxes*  
*Investment Earnings*  
*Miscellaneous*  
Total General Revenues and Transfers  
Change in Net Position  
Net Position - Beginning  
Net Position - Ending

The accompanying notes are an integral part of this statement.

EXHIBIT A-2

<u>Net (Expense) Revenue and Changes in Net Position</u>		
<u>Governmental Activities</u>	<u>Business-type Activities</u>	<u>Total</u>
\$ (158,791)		\$ (158,791)
(56,028)		(56,028)
(31,343)		(31,343)
11,155		11,155
(3,500)		(3,500)
<u>(238,507)</u>		<u>(238,507)</u>
-	\$ (50,802)	(50,802)
-	(35,283)	(35,283)
-	(86,085)	(86,085)
<u>(238,507)</u>	<u>(86,085)</u>	<u>(324,592)</u>
121,529	-	121,529
37,572	-	37,572
28,282	-	28,282
1,312	3,655	4,967
24,271	544	24,815
<u>212,966</u>	<u>4,199</u>	<u>217,165</u>
(25,541)	(81,886)	(107,427)
382,167	1,929,719	2,311,886
<u>\$ 356,626</u>	<u>\$ 1,847,833</u>	<u>\$ 2,204,459</u>

**CITY OF FROST**

*BALANCE SHEET - GOVERNMENTAL FUNDS  
SEPTEMBER 30, 2023*

**EXHIBIT A-3**

	<u>General Fund</u>	<u>Other Governmental Funds</u>	<u>Total Governmental Funds</u>
<b>ASSETS</b>			
Assets:			
<i>Cash and Cash Equivalents</i>	\$ 250,327	\$ 7,989	\$ 258,316
<i>Receivables (net of allowances for uncollectibles)</i>	28,220	-	28,220
<i>Receivables (net) Taxes</i>	9,388	-	9,388
Total Assets	<u>\$ 287,935</u>	<u>\$ 7,989</u>	<u>\$ 295,924</u>
 <b>LIABILITIES, DEFERRED INFLOWS OF RESOURCES AND FUND BALANCES</b>			
Liabilities:			
<i>Accounts Payable</i>	\$ 20,618	\$ -	\$ 20,618
Total Liabilities	<u>20,618</u>	<u>-</u>	<u>20,618</u>
Deferred Inflows of Resources:			
<i>Unavailable Revenue - Property Taxes</i>	9,388	-	9,388
Total Deferred Inflows of Resources	<u>9,388</u>	<u>-</u>	<u>9,388</u>
Fund Balances:			
Restricted Fund Balances:			
<i>Restricted for Other Purposes - Museum</i>	-	7,989	7,989
Unassigned	257,929	-	257,929
Total Fund Balance	<u>257,929</u>	<u>7,989</u>	<u>265,918</u>
 Total Liabilities, Deferred Inflows of Resources and Fund Balance	 <u>\$ 287,935</u>	 <u>\$ 7,989</u>	 <u>\$ 295,924</u>

The accompanying notes are an integral part of this statement.

**CITY OF FROST**

*RECONCILIATION OF THE GOVERNMENTAL FUNDS BALANCE SHEET  
TO THE STATEMENT OF NET POSITION  
SEPTEMBER 30, 2023*

**EXHIBIT A-4**

Total fund balances - governmental funds balance sheet	\$	265,918
Amounts reported for governmental activities in the Statement of Net Position are different because:		
Capital assets used in governmental activities are not reported in the funds.		96,522
Property taxes receivable unavailable to pay for current period expenditures are deferred in the funds.		9,388
Compensated absences are not reported in the funds		(1,938)
Recognition of net pension liability is not reported in the funds.		(12,654)
Deferred Resource Inflows related to the pension plan are not reported in the funds.		(10,383)
Deferred Resource Outflows related to the pension plan are not reported in the funds.		9,773
		<hr/>
Net position of governmental activities - Statement of Net Position	\$	<u><u>356,626</u></u>

The accompanying notes are an integral part of this statement.

**CITY OF FROST**

EXHIBIT A-5

*STATEMENT OF REVENUES, EXPENDITURES, AND CHANGES  
IN FUND BALANCES - GOVERNMENTAL FUNDS  
FOR THE YEAR ENDED SEPTEMBER 30, 2023*

	<u>General Fund</u>	<u>Other Governmental Funds</u>	<u>Total Governmental Funds</u>
Revenue:			
Taxes:			
<i>General Property Taxes</i>	\$ 120,932	\$ -	\$ 120,932
<i>General Sales and Use Taxes</i>	37,572	-	37,572
<i>Franchise Taxes</i>	28,282	-	28,282
<i>Charges for Services</i>	77,181	-	77,181
<i>Fines</i>	23,479	-	23,479
<i>Investment Earnings</i>	1,312	-	1,312
<i>Miscellaneous</i>	21,523	2,747	24,270
Total revenues	<u>310,281</u>	<u>2,747</u>	<u>313,028</u>
Expenditures:			
Current			
<i>General Government</i>	154,768	-	154,768
<i>Public Safety</i>	77,166	-	77,166
<i>Highway &amp; Streets</i>	31,079	-	31,079
<i>Sanitation</i>	65,113	-	65,113
<i>Culture &amp; Recreation</i>	2,803	685	3,488
Total Expenditures	<u>330,929</u>	<u>685</u>	<u>331,614</u>
Excess (Deficiency) of Revenues Over (Under) Expenditures	<u>(20,648)</u>	<u>2,062</u>	<u>(18,586)</u>
Net Change in Fund Balances	(20,648)	2,062	(18,586)
Fund Balances - Beginning	278,577	5,927	284,504
Fund Balances - Ending	<u>\$ 257,929</u>	<u>\$ 7,989</u>	<u>\$ 265,918</u>

The accompanying notes are an integral part of this statement.

**CITY OF FROST**

**EXHIBIT A-6**

*RECONCILIATION OF THE STATEMENT OF REVENUES, EXPENDITURES,  
AND CHANGES IN FUND BALANCES OF GOVERNMENTAL FUNDS  
TO THE STATEMENT OF ACTIVITIES  
FOR THE YEAR ENDED SEPTEMBER 30, 2023*

Net change in fund balances - total governmental funds	\$	(18,586)
Amounts reported for governmental activities in the Statement of Activities ("SOA") are different because:		
The depreciation of capital assets used in governmental activities is not reported in the funds.		(3,790)
Recognition of compensated absences is not reported in the funds		(1,938)
Certain property tax revenues are deferred in the funds. This is the change in these amounts this year.		601
Pension contributions made after the measurement date and pension changes reduced NPL.		<u>(1,828)</u>
Change in net position of governmental activities - Statement of Activities	\$	<u>(25,541)</u>

The accompanying notes are an integral part of this statement.

**CITY OF FROST**  
**STATEMENT OF NET POSITION**  
**PROPRIETARY FUNDS**  
**SEPTEMBER 30, 2023**

	Enterprise Fund	Enterprise Fund	Total Enterprise Funds
	Water Fund	Sewer Fund	
<b>ASSETS:</b>			
Current Assets:			
<i>Cash and Cash Equivalents</i>	\$ 398,257	\$ 49,217	\$ 447,474
<i>Receivables ( net of allowances for uncollectibles)</i>	35,443	11,673	47,116
<b>Total Current Assets</b>	<b>433,700</b>	<b>60,890</b>	<b>494,590</b>
Noncurrent Assets:			
Restricted Cash, Cash Equivalents and Investments- <i>Cash</i>	17,398	-	17,398
Capital Assets:			
<i>Land</i>	3,990	-	3,990
<i>Construction in Progress</i>	21,500	-	21,500
<i>Property, Plant and Equipment-Net</i>	939,970	628,467	1,568,437
<b>Total Noncurrent Assets</b>	<b>982,858</b>	<b>628,467</b>	<b>1,611,325</b>
<b>Total Assets</b>	<b>1,416,558</b>	<b>689,357</b>	<b>2,105,915</b>
<b>DEFERRED OUTFLOWS OF RESOURCES:</b>			
<i>Deferred Outflows Related to Pensions</i>	9,771	-	9,771
<b>Total Deferred Outflows of Resources</b>	<b>9,771</b>	<b>-</b>	<b>9,771</b>
<b>LIABILITIES:</b>			
Current Liabilities:			
<i>Accounts payable</i>	14,271	2,728	16,999
<i>Consumer deposits</i>	46,730	-	46,730
<i>Accrued interest payable</i>	2,655	-	2,655
<i>Compensated absences</i>	1,434	-	1,434
Current Liabilities Payable from Restricted Assets- <i>Revenue Bonds Payable</i>	10,000	-	10,000
Noncurrent Liabilities Payable from Restricted Assets- <i>Net pension liability</i>	12,653	-	12,653
<i>Revenue Bonds Payable</i>	167,000	-	167,000
<b>Total Liabilities</b>	<b>254,743</b>	<b>2,728</b>	<b>257,471</b>
<b>DEFERRED INFLOWS OF RESOURCES:</b>			
<i>Deferred Inflows Related to Pensions</i>	10,382	-	10,382
<b>Total Deferred Inflows of Resources</b>	<b>10,382</b>	<b>-</b>	<b>10,382</b>
<b>NET POSITION:</b>			
Net Investment in Capital Assets	785,805	628,467	1,414,272
Restricted For:			
<i>Debt Service</i>	17,398	-	17,398
<i>State and Federal Programs</i>	79,572	-	79,572
<i>Unrestricted Net Position</i>	278,428	58,163	336,591
<b>Total Net Position</b>	<b>\$ 1,161,203</b>	<b>\$ 686,630</b>	<b>\$ 1,847,833</b>

The accompanying notes are an integral part of this statement.

**CITY OF FROST**  
**STATEMENT OF REVENUES, EXPENSES, AND CHANGES**  
**IN FUND NET POSITION - PROPRIETARY FUNDS**  
**FOR THE YEAR ENDED SEPTEMBER 30, 2023**

	Enterprise Fund	Enterprise Fund	Total Enterprise Funds
	Water Fund	Sewer Fund	
OPERATING REVENUES:			
<i>Water</i>	\$ 278,096	\$ -	\$ 278,096
<i>Sewer</i>	-	90,967	90,967
Total Operating Revenues	<u>278,096</u>	<u>90,967</u>	<u>369,063</u>
OPERATING EXPENSES:			
<i>Personal Services</i>	24,199	11,577	35,776
<i>Supplies &amp; Materials</i>	113,844	76,087	189,931
<i>Depreciation</i>	87,263	38,586	125,849
<i>Water Purchased</i>	95,627	-	95,627
Total Operating Expenses	<u>320,933</u>	<u>126,250</u>	<u>447,183</u>
Operating Income (Loss)	<u>(42,837)</u>	<u>(35,283)</u>	<u>(78,120)</u>
NON-OPERATING REVENUES (EXPENSES):			
<i>Miscellaneous revenue</i>	544	-	544
<i>Interest Revenue</i>	3,655	-	3,655
<i>Interest Expense &amp; Fees</i>	(7,965)	-	(7,965)
Total Non-operating Revenues (Expenses)	<u>(3,766)</u>	<u>-</u>	<u>(3,766)</u>
Change in Net Position	(46,603)	(35,283)	(81,886)
Total Net Position - Beginning	<u>1,207,806</u>	<u>721,913</u>	<u>1,929,719</u>
Total Net Position - Ending	<u>\$ 1,161,203</u>	<u>\$ 686,630</u>	<u>\$ 1,847,833</u>

The accompanying notes are an integral part of this statement.

**CITY OF FROST**  
**STATEMENT OF CASH FLOWS**  
**PROPRIETARY FUNDS**  
**FOR THE YEAR ENDED SEPTEMBER 30, 2023**

	Enterprise Fund	Enterprise Fund	Total Enterprise Funds
	Water Fund	Sewer Fund	
Cash Flows from Operating Activities:			
Cash Received from Customers	\$ 271,455	\$ 86,788	\$ 358,243
Cash Payments to Employees for Services	(22,372)	(11,577)	(33,949)
Cash Payments to Other Suppliers for Goods and Services	(212,483)	(73,359)	(285,842)
Net Cash Provided (Used) by Operating Activities	<u>36,600</u>	<u>1,852</u>	<u>38,452</u>
Cash Flows from Capital and Related Financing Activities:			
Principal Paid	(9,000)	-	(9,000)
Interest Paid	(7,965)	-	(7,965)
Acquisition of Capital Assets	(21,500)	-	(21,500)
Net Cash Provided (Used) for Capital & Related Financing Activities	<u>(38,465)</u>	<u>-</u>	<u>(38,465)</u>
Cash Flows from Investing Activities:			
Interest Earned and Miscellaneous Revenue	4,199	-	4,199
(Increase) Decrease in Restricted Cash	(1,249)	-	(1,249)
Net Cash Provided (Used) for Investing Activities	<u>2,950</u>	<u>-</u>	<u>2,950</u>
Net Increase (Decrease) in Cash and Cash Equivalents	1,085	1,852	2,937
Cash and Cash Equivalents at Beginning of Year	397,172	47,365	444,537
Cash and Cash Equivalents at End of Year	<u>\$ 398,257</u>	<u>\$ 49,217</u>	<u>\$ 447,474</u>
Reconciliation of Operating Income to Net Cash Provided by Operating Activities:			
Operating Income (Loss)	\$ (42,837)	\$ (35,283)	\$ (78,120)
Adjustments to Reconcile Operating Income to Net Cash Provided by Operating Activities			
Depreciation	87,263	38,586	125,849
Change in Assets and Liabilities:			
Decrease (Increase) in Receivables	(6,713)	(4,179)	(10,892)
Decrease (Increase) in Pension Related Outflows	(7,488)	-	(7,488)
Increase (Decrease) in Accounts Payable	(4,312)	2,728	(1,584)
Increase (Decrease) in Accrued Expenses	(134)	-	(134)
Increase (Decrease) in Compensated Absences	1,434	-	1,434
Increase (Decrease) in Consumer Deposits	72	-	72
Increase (Decrease) in Pension Related Inflows	1,447	-	1,447
Increase (Decrease) in Net Pension Liability	7,868	-	7,868
Total Adjustments	<u>79,437</u>	<u>37,135</u>	<u>116,572</u>
Net Cash Provided (Used) by Operating Activities	<u>\$ 36,600</u>	<u>\$ 1,852</u>	<u>\$ 38,452</u>

The accompanying notes are an integral part of this statement.

## **CITY OF FROST**

*NOTES TO THE FINANCIAL STATEMENTS  
FOR THE YEAR ENDED SEPTEMBER 30, 2023*

### A. Summary of Significant Accounting Policies

The combined financial statements of City of Frost (the "City") have been prepared in conformity with accounting principles applicable to governmental units which are generally accepted in the United States of America. The Governmental Accounting Standards Board ("GASB") is the accepted standard setting body for establishing governmental accounting and financial reporting principles.

#### 1. Reporting Entity

The City's basic financial statements include the accounts of all its operations. The City evaluated whether any other entity should be included in these financial statements. The criteria for including organizations as component units within the City's reporting entity, as set forth in GASB include whether:

- the organization is legally separate (can sue and be sued in its name)
- the City holds the corporate powers of the organization
- the City appoints a voting majority of the organization's board
- the City is able to impose its will on the organization
- the organization has the potential to impose a financial benefit/burden on the City
- there is fiscal dependency by the organization on the City
- the exclusion of the organization would result in misleading or incomplete financial statements

The City also evaluated each legally separate, tax-exempt organization whose resources are used principally to provide support to the City to determine if its omission from the reporting entity would result in financial statements which are misleading or incomplete. GASB requires inclusion of such an organization as a component unit when: 1) The economic resources received or held by the organization are entirely or almost entirely for the direct benefit of the City, its component units or its constituents; and 2) The City or its component units is entitled to, or has the ability to otherwise access, a majority of the economic resources received or held by the organization; and 3) Such economic resources are significant to the City.

Based on these criteria, the City has no component units. Additionally, the City is not a component unit of any other reporting entity as defined by GASB Statements.

#### 2. Basis of Presentation, Basis of Accounting

##### a. Basis of Presentation

**Government-wide Statements:** The statement of net position and the statement of activities include the financial activities of the overall government. Eliminations have been made to minimize the double-counting of internal activities. These statements distinguish between the governmental and business-type activities of the City. Governmental activities generally are financed through taxes, intergovernmental revenues, and other nonexchange transactions. Business-type activities are financed in whole or in part by fees charged to external parties.

The statement of activities presents a comparison between direct expenses and program revenues for the different business-type activities of the City and for each function of the City's

## **CITY OF FROST**

*NOTES TO THE FINANCIAL STATEMENTS  
FOR THE YEAR ENDED SEPTEMBER 30, 2023*

governmental activities. Direct expenses are those that are specifically associated with a program or function and, therefore, are clearly identifiable to a particular function. The City does not allocate indirect expenses in the statement of activities. Program revenues include (a) fees, fines, and charges paid by the recipients of goods or services offered by the programs and (b) grants and contributions that are restricted to meeting the operational or capital requirements of a particular program. Revenues that are not classified as program revenues, including all taxes, are presented as general revenues.

Fund Financial Statements: The fund financial statements provide information about the City's funds, with separate statements presented for each fund category. The emphasis of fund financial statements is on major governmental and enterprise funds, each displayed in a separate column. All remaining governmental and enterprise funds are aggregated and reported as nonmajor funds.

Proprietary fund operating revenues, such as charges for services, result from exchange transactions associated with the principal activity of the fund. Exchange transactions are those in which each party receives and gives up essentially equal values. Nonoperating revenues, such as subsidies and investment earnings, result from nonexchange transactions or ancillary activities.

The City reports the following major governmental funds:

General Fund. This is the City's primary operating fund. It accounts for all financial resources of the City except those required to be accounted for in another fund.

The City reports the following major enterprise funds:

Water Fund: This fund accounts for the revenue and expenses required to operate the water delivery services.

Sewer Fund: This fund accounts for the revenue and expenses required to operate the sewer delivery services.

### **b. Measurement Focus, Basis of Accounting**

Government-wide and Proprietary Fund Financial Statements: These financial statements are reported using the economic resources measurement focus. The government-wide and proprietary fund financial statements are reported using the accrual basis of accounting. Revenues are recorded when earned and expenses are recorded at the time liabilities are incurred, regardless of when the related cash flows take place. Nonexchange transactions, in which the City gives (or receives) value without directly receiving (or giving) equal value in exchange, include property taxes, grants, entitlements, and donations. On an accrual basis, revenue from property taxes is recognized in the fiscal year for which the taxes are levied. Revenue from grants, entitlements, and donations is recognized in the fiscal year in which all eligibility requirements have been satisfied.

Governmental Fund Financial Statements: Governmental funds are reported using the current financial resources measurement focus and the modified accrual basis of accounting. Under this method, revenues are recognized when measurable and available. The City considers all revenues reported in the governmental funds to be available if the revenues are collected within sixty days after year-end. Revenues from local sources consist primarily of property taxes. Property tax revenues and revenues received from the State are recognized under the

## CITY OF FROST

### NOTES TO THE FINANCIAL STATEMENTS FOR THE YEAR ENDED SEPTEMBER 30, 2023

susceptible-to-accrual concept. Miscellaneous revenues are recorded as revenue when received in cash because they are generally not measurable until actually received. Investment earnings are recorded as earned, since they are both measurable and available. Expenditures are recorded when the related fund liability is incurred, except for principal and interest on general long-term debt, claims and judgments, and compensated absences, which are recognized as expenditures to the extent they have matured. General capital asset acquisitions are reported as expenditures in governmental funds. Proceeds of general long-term debt and acquisitions under capital leases are reported as other financing sources.

When the City incurs an expenditure or expense for which both restricted and unrestricted resources may be used, it is the City's policy to use restricted resources first, then unrestricted resources.

#### 3. Financial Statement Amounts

##### a. Cash and Cash Equivalents

For purposes of the statement of cash flows, highly liquid investments are considered to be cash equivalents if they have a maturity of three months or less when purchased.

##### b. Property Taxes

Property taxes are levied by October 1 on the assessed value listed as of the prior January 1 for all real and business personal property in conformity with Subtitle E, Texas Property Tax Code. Taxes are due on receipt of the tax bill and are delinquent if not paid before February 1 of the year following the year in which imposed. On January 1 of each year, a tax lien attaches to property to secure the payment of all taxes, penalties, and interest ultimately imposed. Property tax revenues are considered available (1) when they become due or past due and receivable within the current period and (2) when they are expected to be collected during a 60-day period after the close of the fiscal year.

Allowances for uncollectible tax receivables within the General Fund is based upon historical experience in collecting property taxes. Uncollectible personal property taxes are periodically reviewed and written off, but the City is prohibited from writing off real property taxes without specific statutory authority from the Texas Legislature.

##### c. Inventories and Prepaid Items

The City records purchases of supplies as expenditures, utilizing the purchase method of accounting for inventory.

Certain payments to vendors reflect costs applicable to future accounting periods and are recorded as prepaid items.

##### d. Capital Assets

Purchased or constructed capital assets are reported at cost or estimated historical cost. Donated fixed assets are recorded at their estimated acquisition value at the date of the donation. The cost of normal maintenance and repairs that do not add to the value of the asset or materially extend assets' lives are not capitalized. A capitalization threshold of \$5,000 is used.

**CITY OF FROST**

NOTES TO THE FINANCIAL STATEMENTS  
FOR THE YEAR ENDED SEPTEMBER 30, 2023

Capital assets are being depreciated using the straight-line method over the following estimated useful lives:

<u>Asset Class</u>	<u>Estimated Useful Lives</u>
Infrastructure	30
Buildings	20-50
Building Improvements	3-20
Machinery and equipment	5-15

e. Receivable and Payable Balances

The City believes that sufficient detail of receivable and payable balances is provided in the financial statements to avoid the obscuring of significant components by aggregation. Therefore, no disclosure is provided which disaggregates those balances. There is a \$47 allowance for uncollectible taxes and \$10,753 allowance for uncollectible utility receivables included in receivable amounts.

There are no significant receivables which are not scheduled for collection within one year of year end.

f. Pensions

For purposes of measuring the net pension liability, deferred outflows of resources and deferred inflows of resources related to pensions, and pension expense, information about the Fiduciary Net Position of the Texas Municipal Retirement System (TMRS) and additions to or deductions from TMRS Fiduciary Net Position have been determined on the same basis as they are reported by TMRS. For this purpose, plan contributions are recognized in the period that compensation is reported for the employee, which is when contributions are legally due. Benefit payments and refunds are recognized when due and payable in accordance with the benefit terms. Investments are reported at fair value.

g. Interfund Activity

Interfund activity results from loans, services provided, reimbursements or transfers between funds. Loans are reported as interfund receivables and payables as appropriate and are subject to elimination upon consolidation. Services provided, deemed to be at market or near market rates, are treated as revenues and expenditures or expenses. Reimbursements occur when one fund incurs a cost, charges the appropriate benefiting fund and reduces its related cost as a reimbursement. All other interfund transactions are treated as transfers. Transfers In and Transfers Out are netted and presented as a single "Transfers" line on the government-wide statement of activities. Similarly, interfund receivables and payables are netted and presented as a single "Internal Balances" line of the government-wide statement of net position.

h. Fund Balances - Governmental Funds

Fund balances of the governmental funds are classified as follows:

Nonspendable Fund Balance - represents amounts that cannot be spent because they are either not in spendable form (such as inventory or prepaid insurance) or legally required to remain intact (such as notes receivable or principal of a permanent fund).

## CITY OF FROST

NOTES TO THE FINANCIAL STATEMENTS  
FOR THE YEAR ENDED SEPTEMBER 30, 2023

Restricted Fund Balance - represents amounts that are constrained by external parties, constitutional provisions or enabling legislation.

Committed Fund Balance - represents amounts that can only be used for a specific purpose because of a formal action by the City's Council. Committed amounts cannot be used for any other purpose unless the City Council removes those constraints by taking the same type of formal action. Committed fund balance amounts may be used for other purposes with appropriate due process by the City Council. Commitments are typically done through adoption and amendment of the budget. Committed fund balance amounts differ from restricted balances in that the constraints on their use do not come from outside parties, constitutional provisions, or enabling legislation.

Assigned Fund Balance - represents amounts which the City intends to use for a specific purpose, but that do not meet the criteria to be classified as restricted or committed. Intent may be stipulated by the City Council or by an official or body to which the City Council delegates the authority. Specific amounts that are not restricted or committed in a special revenue, capital projects, debt service or permanent fund are assigned for purposes in accordance with the nature of their fund type or the fund's primary purpose. Assignments within the general fund conveys that the intended use of those amounts is for a specific purpose that is narrower than the general purposes of the City itself.

Unassigned Fund Balance - represents amounts which are unconstrained in that they may be spent for any purpose. Only the general fund reports a positive unassigned fund balance. Other governmental funds might report a negative balance in this classification because of overspending for specific purposes for which amounts had been restricted, committed or assigned.

When an expenditure is incurred for a purpose for which both restricted and unrestricted fund balance is available, the City considers restricted funds to have been spent first. When an expenditure is incurred for which committed, assigned, or unassigned fund balances are available, the City considers amounts to have been spent first out of committed funds, then assigned funds, and finally unassigned funds.

### i. Net Position

Net position in the government-wide financial statements is classified as Net Investment in Capital Assets, Restricted, and Unrestricted. Net Investment in Capital Assets consists of capital assets, net of accumulated depreciation, and reduced by outstanding debt attributed to the acquisition of these assets. Restricted Net Position consists of assets and deferred resource outflows, net of any related liabilities and deferred resource inflows, which have had restrictions imposed on them by external creditors, grantors, contributors, or laws or regulations of other governments or laws through constitutional provisions or enabling legislations. When both restricted and unrestricted resources are available for use, it is the City's policy to use restricted resources first then unrestricted resources, as they are needed. Unrestricted Net Position consists of amounts that do not meet the definition of Net Investment in Capital Assets or Restricted New Position.

### j. Use of Estimates

The preparation of financial statements in conformity with accounting principles generally accepted in the United States of America requires management to make certain estimates and

## **CITY OF FROST**

*NOTES TO THE FINANCIAL STATEMENTS  
FOR THE YEAR ENDED SEPTEMBER 30, 2023*

assumptions that affect the reported amounts of certain assets and deferred resource outflows, liabilities and deferred resource inflows, revenue and expenditures, expenses, and other disclosures. Accordingly, actual results could differ from those estimates.

### **k. Deferred Outflows and Inflows of Resources**

In addition to assets, the statement of financial position the government-wide statement of net position and governmental funds balance sheet will sometimes report a separate section for deferred outflows of resources. This separate financial statement element, deferred outflow of resources, represents a consumption of net position and/or fund balance that applies to one or more future periods and so will not be recognized as an outflow of resources (expense/expenditure) until then.

In addition to liabilities, the statement of financial position will sometimes report a separate section for deferred inflows of resources. The separate financial statement element, deferred inflows of resources, represents an acquisition of net position that applies to one or more future periods and so will not be recognized as an inflow of resources (revenue) until that time.

### **l. Compensated Absences**

On retirement or death of certain employees, the City pays any accrued vacation leave in a lump case payment to such employee or his/her estate. These items are accrued and recorded as expenses as incurred.

## **4. Implementation of New Standards**

In the current fiscal year, the City implemented the following standards. The applicable provisions of the new standards are summarized below. This statement has no significant current year impact to the City.

### **GASB Statement No. 96, Subscription-Based Information Technology Arrangements**

This Statement provides guidance on the accounting and financial reporting for subscription-based information technology arrangements (SBITAs) for government end users (governments). This Statement (1) defines a SBITA; (2) establishes that a SBITA results in a right-to-use subscription asset - an intangible asset - and a corresponding subscription liability; (3) provides the capitalization criteria for outlays other than subscription payments, including implementation costs of a SBITA; and (4) requires note disclosures regarding a SBITA. To the extent relevant, the standards for SBITAs are based on the standards established in Statement No. 87, Leases, as amended.

A SBITA is defined as a contract that conveys control of the right to use another party's (a SBITA vendor's) information technology (IT) software, alone or in combination with tangible capital assets (the underlying IT assets), as specified in the contract for a period of time in an exchange or exchange-like transaction.

### **Future Pronouncements**

The City is currently evaluating the potential impact related to the implementation of the following GASB Statements, scheduled to become effective in fiscal years 2024 and 2025:

**CITY OF FROST**  
*NOTES TO THE FINANCIAL STATEMENTS*  
*FOR THE YEAR ENDED SEPTEMBER 30, 2023*

Statement No. 100, Accounting Changes and Error Corrections – An Amendment of GASB Statement No. 62

Statement No. 101, Compensated Absences

**B. Compliance and Accountability**

**1. Finance-Related Legal and Contractual Provisions**

In accordance with GASB Statement No. 38, "Certain Financial Statement Note Disclosures," violations of finance related legal and contractual provisions, if any, are reported below, along with actions taken to address such violations:

<u>Violation</u>	<u>Action Taken</u>
None reported	Not applicable

**2. Deficit Fund Balance or Fund Net Position of Individual Funds**

Following are funds having deficit fund balances or fund net position at year end, if any, along with remarks which address such deficits:

<u>Fund Name</u>	<u>Deficit Amount</u>	<u>Remarks</u>
None reported	Not applicable	Not applicable

**C. Deposits and Investments**

The City's funds are required to be deposited and invested under the terms of a depository contract. The depository bank deposits for safekeeping and trust with the City's agent bank approved pledged securities in an amount sufficient to protect City funds on a day-to-day basis during the period of the contract. The pledge of approved securities is waived only to the extent of the depository bank's dollar amount of Federal Deposit Insurance Corporation ("FDIC") insurance.

Cash Deposits:

At September 30, 2023, the carrying amount of the City's deposits (cash, certificates of deposit, and interest-bearing savings accounts included in temporary investments) was \$723,188 and the bank balance was \$759,152. The City's cash deposits at September 30, 2023 were entirely covered by FDIC insurance or by pledged collateral held by the City's agent bank in the City's name.

Investments:

The City is required by Government Code Chapter 2256, The Public Funds Investment Act, to adopt, implement, and publicize an investment policy. That policy must be written; primarily emphasize safety of principal and liquidity; address investment diversification, yield, and maturity and the quality and capability of investment management; and include a list of the types of authorized investments in which the investing entity's funds may be invested; and the maximum allowable stated maturity of any individual investment owned by the entity.

**CITY OF FROST**  
*NOTES TO THE FINANCIAL STATEMENTS*  
*FOR THE YEAR ENDED SEPTEMBER 30, 2023*

The Public Funds Investment Act ("Act") requires an annual audit of investment practices. Audit procedures in this area conducted as a part of the audit of the general purpose financial statements disclosed that in the areas of investment practices, management reports and establishment of appropriate policies, the City adhered to the requirements of the Act. Additionally, investment practices of the City were in accordance with local policies.

The Act determines the types of investments which are allowable for the City. These include, with certain restrictions, (1) obligations of the U.S. Treasury, certain U.S. agencies, and the State of Texas, (2) certificates of deposit, (3) certain municipal securities, (4) money market savings accounts, (5) repurchase agreements, (6) bankers acceptances, (7) mutual funds, (8) investment pools, (9) guaranteed investment contracts, and (10) common trust funds.

The City's investments at September 30, 2023 are shown below.

<u>Investment or Investment Type</u>	<u>Maturity</u>	<u>Fair Value</u>
Certificates of Deposit included in Cash	<One Year	<u>\$182,381</u>
Total Investments		<u>\$182,381</u>

Analysis of Specific Deposit and Investment Risks:

GASB Statement No. 40 requires a determination as to whether the City was exposed to the following specific investment risks at year end and if so, the reporting of certain related disclosures:

a. Credit Risk

Credit risk is the risk that an issuer or other counterparty to an investment will not fulfill its obligations. The ratings of securities by nationally recognized rating agencies are designed to give an indication of credit risk. At year end, the City was not significantly exposed to credit risk.

At September 30, 2023, the City's investments, other than those which are obligations of or guaranteed by the U.S. Government, have no credit risk.

b. Custodial Credit Risk

Deposits are exposed to custodial credit risk if they are not covered by depository insurance and the deposits are uncollateralized, collateralized with securities held by the pledging financial institution, or collateralized with securities held by the pledging financial institution's trust department or agent but not in the City's name.

Investment securities are exposed to custodial credit risk if the securities are uninsured, are not registered in the name of the government, and are held by either the counterparty or the counterparty's trust department or agent but not in the City's name.

At year end, the City was not exposed to custodial credit risk.

c. Concentration of Credit Risk

This risk is the risk of loss attributed to the magnitude of a government's investment in a single issuer. At year end, the City was not exposed to concentration of credit risk.

**CITY OF FROST**

NOTES TO THE FINANCIAL STATEMENTS  
FOR THE YEAR ENDED SEPTEMBER 30, 2023

d. Interest Rate Risk

This is the risk that changes in interest rates will adversely affect the fair value of an investment. At year end, the City was not exposed to interest rate risk.

e. Foreign Currency Risk

This is the risk that exchange rates will adversely affect the fair value of an investment. At year end, the City was not exposed to foreign currency risk.

Investment Accounting Policy

The City's general policy is to report money market investments and short-term participating interest-earning investment contracts at amortized cost and to report nonparticipating interest-earning investment contracts using a cost-based measure. However, if the fair value of an investment is significantly affected by the impairment of the credit standing of the issuer or by other factors, it is reported at fair value. All other investments are reported at fair value unless a legal contract exists which guarantees a higher value. The term "short-term" refers to investments which have a remaining term of one year or less at time of purchase. The term "nonparticipating" means that the investment's value does not vary with market interest rate changes. Nonnegotiable certificates of deposit are examples of nonparticipating interest-earning investment contracts.

D. Capital Assets

Capital asset activity for the year ended September 30, 2023, was as follows:

	Beginning Balances	Increases	Decreases	Ending Balances
<u>Governmental activities:</u>				
<i>Capital assets not being depreciated:</i>				
Land	\$ 48,806	\$ -	\$ -	\$ 48,806
Total capital assets not being depreciated	<u>48,806</u>	<u>-</u>	<u>-</u>	<u>48,806</u>
<i>Capital assets being depreciated:</i>				
Infrastructure	35,380	-	-	35,380
Buildings and improvements	25,585	-	-	25,585
Equipment	168,721	-	-	168,721
Total capital assets being depreciated	<u>229,686</u>	<u>-</u>	<u>-</u>	<u>229,686</u>
Less accumulated depreciation for:				
Infrastructure	(2,631)	(1,179)	-	(3,810)
Buildings and improvements	(18,698)	(679)	-	(19,377)
Equipment	(156,851)	(1,932)	-	(158,783)
Total accumulated depreciation	<u>(178,180)</u>	<u>(3,790)</u>	<u>-</u>	<u>(181,970)</u>
Total capital assets being depreciated, net	<u>51,506</u>	<u>(3,790)</u>	<u>-</u>	<u>47,716</u>
Governmental activities capital assets, net	<u>\$ 100,312</u>	<u>\$ (3,790)</u>	<u>\$ -</u>	<u>\$ 96,522</u>

**CITY OF FROST**  
**NOTES TO THE FINANCIAL STATEMENTS**  
**FOR THE YEAR ENDED SEPTEMBER 30, 2023**

	<u>Beginning</u> <u>Balances</u>	<u>Increases</u>	<u>Decreases</u>	<u>Ending</u> <u>Balances</u>
<u>Business-type activities:</u>				
<i>Capital assets not being depreciated:</i>				
Land	\$ 3,990	\$ -	\$ -	\$ 3,990
Construction in Progress	-	21,500	-	21,500
Total capital assets not being depreciated	<u>3,990</u>	<u>21,500</u>	<u>-</u>	<u>25,490</u>
 <i>Capital assets being depreciated:</i>				
Buildings	13,000	-	-	13,000
Equipment	206,316	-	-	206,316
Water and Sewer System Improvement	3,727,115	-	-	3,727,115
Total capital assets being depreciated	<u>3,946,431</u>	<u>-</u>	<u>-</u>	<u>3,946,431</u>
Less accumulated depreciation for:				
Buildings	(6,715)	(433)	-	(7,148)
Equipment	(210,764)	-	-	(210,764)
Water and Sewer System Improvement	(2,034,666)	(125,416)	-	(2,160,082)
Total accumulated depreciation	<u>(2,252,145)</u>	<u>(125,849)</u>	<u>-</u>	<u>(2,377,994)</u>
Total capital assets being depreciated, net	<u>1,694,286</u>	<u>(125,849)</u>	<u>-</u>	<u>1,568,437</u>
Business-type activities capital assets, net	\$ <u>1,698,276</u>	\$ <u>(104,349)</u>	\$ <u>-</u>	\$ <u>1,593,927</u>

Governmental depreciation was charged to functions as follows:

General Government	\$ 2,061
Public Safety	540
Highways and Streets	264
Sanitation	913
Culture and Recreation	12
	<u>\$ 3,790</u>

E. Interfund Balances and Activity

1. Due To and From Other Funds

There were no balances due to and due from other funds at September 30, 2023.

2. Transfers To and From Other Funds

There were no transfers to and from other funds at September 30, 2023.

F. Long-Term Obligations

1. Long-Term Obligation Activity

Long-term obligations include debt and other long-term liabilities. Changes in long-term obligations for the year ended September 30, 2023, are as follows:

**CITY OF FROST**  
 NOTES TO THE FINANCIAL STATEMENTS  
 FOR THE YEAR ENDED SEPTEMBER 30, 2023

	Beginning Balance	Increases	Decreases	Ending Balance	Amounts Due Within One Year
<u>Governmental activities:</u>					
Net Pension Liability*	\$ 4,786	\$ 7,868	\$ -	\$ 12,654	\$ -
Compensated Absences	-	1,938	-	1,938	-
Total governmental activities	\$ 4,786	\$ 9,806	\$ -	\$ 14,592	\$ -

\* Net Pension Liability-Long Term Liability Governmental Activity to be paid from the General Fund.

	Beginning Balance	Increases	Decreases	Ending Balance	Amounts Due Within One Year
<u>Business-type activities:</u>					
Revenue Bonds	\$ 186,000	\$ -	\$ (9,000)	\$ 177,000	\$ 10,000
Net Pension Liability	4,785	7,868	-	12,653	-
Compensated Absences	-	1,434	-	1,434	-
Total business-type activities	\$ 190,785	\$ 9,302	\$ (9,000)	\$ 191,087	\$ 10,000

Bonds

\$313,000 Bonds issued in 1997 to improve the Frost waterworks system and have a balance of \$177,000 at September 30, 2023. The bonds carry an interest rate of 4.5% and due in yearly installments of \$3,000 to \$17,000. The maturity date is 2036.

2. Debt Service Requirements

Year Ending September 30,	Business-type Activities-Bonds		
	Principal	Interest	Total
2024	\$ 10,000	\$ 8,010	\$ 18,010
2025	10,000	7,605	17,605
2026	10,000	7,155	17,155
2027	11,000	6,975	17,975
2028	11,000	6,480	17,480
2029-2033	63,000	26,955	89,955
2034-2037	62,000	10,485	72,485
Totals	\$ 177,000	\$ 73,665	\$ 250,665

G. Risk Management

The City is exposed to various risks of loss related to torts, theft, damage or destruction of assets, errors and omissions, injuries to employees, and natural disasters. During fiscal year 2023, the City obtained general liability coverage at a cost that is considered to be economically justifiable by joining together with other governmental entities in the State as a member of the Texas Municipal League Intergovernmental Risk Pool ("TML"). TML is a self-funded pool operating as a common risk management and insurance program. The City pays an annual premium to TML for its above insurance coverage. The agreement for the formation of TML provides that TML will be self-sustaining through member premiums and will reinsure through commercial companies for claims in excess of acceptable

## CITY OF FROST

NOTES TO THE FINANCIAL STATEMENTS  
FOR THE YEAR ENDED SEPTEMBER 30, 2023

risk levels; however, each category of coverage has its own level of reinsurance. The City continues to carry commercial insurance for other risks of loss. There were no significant reductions in commercial insurance coverage in the past fiscal year and settled claims resulting from these risks have not exceeded coverage in any of the past three fiscal years.

### H. Pension Plan

#### 1. Plan Description

The City participates as one of 919 plans in the nontraditional, joint contributory, hybrid defined benefit pension plan administered by the Texas Municipal Retirement System (TMRS). TMRS is an agency created by the State of Texas and administered in accordance with the TMRS Act, Subtitle G, Title 8, Texas Government Code (the TMRS Act) as an agent multiple-employer retirement system for municipal employees in the State of Texas. The TMRS Act places the general administration and management of the System with a six-member Board of Trustees. Although the Governor, with the advice and consent of the Senate, appoints the Board, TMRS is not fiscally dependent on the State of Texas. TMRS's defined benefit pension plan is a tax-qualified plan under Section 401(a) of the Internal Revenue Code. TMRS issues a publicly available comprehensive annual financial report (CAFR) that can be obtained at [www.tmrs.com](http://www.tmrs.com).

All eligible employees of the City are required to participate in TMRS.

#### 2. Benefits Provided

TMRS provides retirement, disability, and death benefits. Benefit provisions are adopted by the governing body of the City, within the options available in the state statutes governing TMRS. At retirement, the benefit is calculated as if the sum of the employee's contributions, with interest, and the City-financed monetary credits with interest were used to purchase an annuity. Members may choose to receive their retirement benefit in one of seven payments options. Members may also choose to receive a portion of their benefit as a Partial Lump Sum Distribution in an amount equal to 12, 24, or 36 monthly payments, which cannot exceed 75% of the member's deposits and interest.

Employees covered by benefit terms:

At the December 31, 2022 valuation and measurement date, the following employees were covered by the benefit terms:

Inactive employees or beneficiaries currently receiving benefits	5
Inactive employees entitled to but not yet receiving benefits	1
Active employees	1
Total covered employees	<u>7</u>

#### 3. Contributions

The contribution rates for employees in TMRS are either 5%, 6%, or 7% of employee gross earnings, and the City matching percentages are either 100%, 150%, or 200%, both as adopted by the governing body of the City. Under the state law governing TMRS, the contribution rate for each City is determined annually by the actuary, using the Entry Age Normal (EAN) actuarial cost method. The actuarially determined rate is the estimated amount necessary to finance the cost of benefits earned by employees during the year, with an additional amount to finance any unfunded accrued liability.

## CITY OF FROST

### NOTES TO THE FINANCIAL STATEMENTS FOR THE YEAR ENDED SEPTEMBER 30, 2023

Employees for the City were required to contribute 5.0% of their annual gross earnings during the fiscal year. The contribution rates for the City were 7.43% and 8.92% in calendar years 2022 and 2023, respectively. The City's contributions to TMRS for the years ended September 30, 2023, 2022 and 2021 were \$2,966, \$4,840 and \$5,087, and were equal to the required contributions.

#### 4. Net Pension Liability

The City's Net Pension Liability (NPL) was measured as of December 31, 2022, and the Total Pension Liability (TPL) used to calculate the Net Pension Liability was determined by an actuarial valuation as of that date.

Actuarial assumptions:

The Total Pension Liability in the December 31, 2022 actuarial valuation was determined using the following actuarial assumptions:

Inflation	2.5% per year
Overall payroll growth	3.50% to 11.50% including inflation
Investment rate of return	6.75%, net of pension plan investment expense, including inflation

Salary increases were based on a service-related table. Mortality rates for active members, retirees, and beneficiaries were based on the gender-distinct RP2000 Combined Healthy Mortality Table, with male rates multiplied by 109% and female rates multiplied by 103%. The rates are projected on a fully generational basis by scale BB to account for future mortality improvements. For disabled annuitants, the gender-distinct RP2000 Disabled Retiree Mortality Table is used, with slight adjustments.

Actuarial assumptions used in the December 31, 2022, valuation were developed primarily from the actuarial investigation of the experience of TMRS over the four-year period December 31, 2014 to December 31, 2018. They were adopted in 2019 and first used in the December 31, 2019 actuarial valuation. The post-retirement mortality assumption for healthy annuitants and Annuity Purchase Rate (APRs) until 2027 are based on the Mortality Experience Investigation Study performed in 2013. In conjunction with these changes first used in the December 31, 2013 valuation, the System adopted the Entry Age Normal actuarial cost method and a one-time change to the amortization policy.

The long-term expected rate of return on pension plan investments is 6.75%. The pension plan's policy in regard to the allocation of invested assets is established and may be amended by the TMRS Board of Trustees. Plan assets are managed on a total return basis with an emphasis on both capital appreciation as well as the production of income, in order to satisfy the short-term and long-term funding needs of TMRS.

The long-term expected rate of return on pension plan investments was determined using a building-block method in which best estimate ranges of expected future real rates of return (expected returns, net of pension plan investment expense and inflation) are developed for each major asset class. These ranges are combined to produce the long-term expected rate of return by weighting the expected future real rates of return by the target asset allocation percentage and by adding expected inflation. The target allocation and best estimates of arithmetic real rates of return for each major asset class are summarized in the following table:

## CITY OF FROST

NOTES TO THE FINANCIAL STATEMENTS  
FOR THE YEAR ENDED SEPTEMBER 30, 2023

Asset Class	Target Allocation
Global Equities	35%
Core Fixed Income	6%
Non-Core Fixed Income	20%
Real Estate	12%
Real Return	12%
Absolute Return	5%
Private Equity	10%
Total	100%

### Discount Rate

The discount rate used to measure the Total Pension Liability was 6.75%. The projection of cash flows used to determine the discount rate assumed that employee and employer contributions will be made at the rates specified in statute. Based on that assumption, the pension plan's Fiduciary Net Position was projected to be available to make all projected future benefit payments of current active and inactive employees. Therefore, the long-term expected rate of return on pension plan investments was applied to all periods of projected benefit payments to determine the Total Pension Liability.

Changes in Net Pension Liability	Increase (Decrease)		
	Total Pension Liability	Plan Fiduciary Net Position	Net Pension Liability
	(a)	(b)	(a) - (b)
Balance at 12/31/2021	\$ 297,326	\$ 287,755	\$ 9,571
Changes for the year			
Service cost	4,947	-	4,947
Interest	18,319	-	18,319
Change of benefit terms	-	-	-
Difference between expected and actual experience	(20,765)	-	(20,765)
Changes of assumptions	-	-	-
Contributions - employer	-	4,583	(4,583)
Contributions - employee	-	3,084	(3,084)
Net investment income	-	(20,938)	20,938
Benefit payments, including refunds of employee contributions	(56,821)	(56,821)	-
Administrative expense	-	(182)	182
Other changes	-	217	(217)
Net changes	(54,320)	(70,057)	15,737
Balance at 12/31/2022	\$ 243,006	\$ 217,698	\$ 25,308

**CITY OF FROST**  
*NOTES TO THE FINANCIAL STATEMENTS*  
*FOR THE YEAR ENDED SEPTEMBER 30, 2023*

Sensitivity of the net pension liability to changes in the discount rate

The following presents the net pension liability of the City, calculated using the discount rate of 6.75%, as well as what the City's net pension liability would be if it were calculated using a discount rate that is 1-percentage-point lower (5.75%) or 1-percentage-point higher (7.75%) than the current rate.

	<u>1% Decrease in Discount Rate</u>	<u>Discount Rate</u>	<u>1% Increase in Discount Rate</u>
City's net pension liability \$	44,439 \$	25,308 \$	8,561

Pension Plan Fiduciary Net Position

Detailed information about the pension plan's Fiduciary Net Position is available in a separately-issued TMRS financial report. That report may be obtained on the Internet at [www.tmr.com](http://www.tmr.com).

5. Pension Expense and Deferred Outflows of Resources and Deferred Inflows of Resources Related to Pensions

For the year ended September 30, 2023, the City recognized pension expense of \$(14,144).

At September 30, 2023, the City reported deferred outflows of resources and deferred inflows of resources related to pensions from the following sources:

	<u>Deferred Outflows of Resources</u>	<u>Deferred Inflows of Resources</u>
Differences between expected and actual economic experience	\$ -	\$ 20,765
Changes in actuarial assumptions	-	-
Difference between projected and actual investment earnings	17,448	-
Contributions subsequent to the measurement date	2,096	-
Total	<u>\$ 19,544</u>	<u>\$ 20,765</u>

\$2,096 reported as deferred outflows of resources related to pensions resulting from contributions subsequent to the measurement date will be recognized as a reduction of the net pension liability for the year ending September 30, 2024. Other amounts reported as deferred outflows and inflows of resources related to pensions will be recognized in pension expense as follows:

**CITY OF FROST**

NOTES TO THE FINANCIAL STATEMENTS  
FOR THE YEAR ENDED SEPTEMBER 30, 2023

Year ended Sept 30:		
2024	\$	287
2025	\$	4,332
2026	\$	4,755
2027	\$	8,074
2028	\$	-
Thereafter	\$	(20,765)

I. Health Care Coverage

During the year ended September 30, 2023, employees of the City were covered by a health insurance plan (the Plan). The City paid premiums of \$521 per month per employee to the Plan. Employees, at their option, authorized payroll withholdings to pay premiums for dependents. All premiums were paid to a third party administrator, acting on behalf of the licensed insurer. The Plan was authorized by Article 3.51-2, Texas Insurance Code and was documented by contractual agreement.

The contract between the City and the third party administrator is renewable October 1, 2023, and terms of coverage and premium costs are included in the contractual provisions.

Latest financial statements for the Texas Municipal League are available for the year ended December 31, 2023, have been filed with the Texas State Board of Insurance, Austin, Texas, and are public records.

J. Commitments and Contingencies

1. Contingencies

The City participates in grant programs which are governed by various rules and regulations of the grantor agencies. Costs charged to the respective grant programs are subject to audit and adjustment by the grantor agencies; therefore, to the extent that the City has not complied with the rules and regulations governing the grants, refunds of any money received may be required and the collectability of any related receivable may be impaired. In the opinion of the City, there are no significant contingent liabilities relating to compliance with the rules and regulations governing the respective grants; therefore, no provision has been recorded in the accompanying basic financial statements for such contingencies.

2. Litigation

No reportable litigation was pending against the City at September 30, 2023.

## *Required Supplementary Information*

Required supplementary information includes financial information and disclosures required by Governmental Accounting Standards Board but not considered a part of the basic financial statements.

**CITY OF FROST**  
**GENERAL FUND**  
**BUDGETARY COMPARISON SCHEDULE**  
**FOR THE YEAR ENDED SEPTEMBER 30, 2023**

	Budgeted Amounts		Actual	Variance with Final Budget Positive (Negative)
	Original	Final		
Revenue:				
Taxes:				
<i>General Property Taxes</i>	\$ 121,941	\$ 121,941	\$ 120,932	\$ (1,009)
<i>General Sales and Use Taxes</i>	30,000	30,000	37,572	7,572
<i>Franchise Taxes</i>	25,000	25,000	28,282	3,282
<i>Charges for Services</i>	72,000	72,000	77,181	5,181
<i>Fines</i>	50,000	50,000	23,479	(26,521)
<i>Investment Earnings</i>	1,300	1,300	1,312	12
<i>Miscellaneous</i>	1,754	1,754	21,523	19,769
Total revenues	<u>301,995</u>	<u>301,995</u>	<u>310,281</u>	<u>8,286</u>
Expenditures:				
<i>General Government</i>	144,082	144,082	154,768	(10,686)
<i>Public Safety</i>	148,684	148,684	77,166	71,518
<i>Highway &amp; Streets</i>	15,800	15,800	31,079	(15,279)
<i>Sanitation</i>	63,000	63,000	65,113	(2,113)
<i>Culture &amp; Recreation</i>	1,000	1,000	2,803	(1,803)
Total Expenditures	<u>372,566</u>	<u>372,566</u>	<u>330,929</u>	<u>41,637</u>
Excess (Deficiency) of Revenues Over (Under) Expenditures	<u>(70,571)</u>	<u>(70,571)</u>	<u>(20,648)</u>	<u>49,923</u>
Net Change in Fund Balances	(70,571)	(70,571)	(20,648)	49,923
Fund Balances - Beginning	<u>278,577</u>	<u>278,577</u>	<u>278,577</u>	<u>-</u>
Fund Balances - Ending	<u>\$ 208,006</u>	<u>\$ 208,006</u>	<u>\$ 257,929</u>	<u>\$ 49,923</u>

**CITY OF FROST**  
**SCHEDULE OF CITY CONTRIBUTIONS**  
**TEXAS MUNICIPAL RETIREMENT SYSTEM**  
**LAST TEN FISCAL YEARS \***

	Fiscal Year Ended September 30.									
	2023	2022	2021	2020	2019	2018	2017	2016	2015	2014
Actuarially determined contribution	\$ 2,966	\$ 4,840	\$ 5,087	\$ 6,838	\$ 5,554	\$ 4,095	\$ 4,056	\$ 3,701	\$ -	\$ -
Contributions in relation to the actuarially determined contribution	(2,966)	(4,840)	(5,087)	(6,838)	(5,554)	(4,095)	(4,056)	(3,701)	-	-
Contribution deficiency (excess)	\$ -	\$ -	\$ -	\$ -	\$ -	\$ -	\$ -	\$ -	\$ -	\$ -
City's covered payroll	\$ 33,176	\$ 67,609	\$ 76,735	\$ 103,804	\$ 107,768	\$ 93,590	\$ 100,079	\$ 121,682	\$ -	\$ -
Contributions as a percentage of covered payroll	8.94%	7.16%	6.63%	6.59%	5.15%	4.38%	4.05%	3.04%	--	--

\* This schedule is presented to illustrate the requirement to show information for 10 years. However, until a full 10-year trend is compiled, this schedule provides the information for those years for which information is available.

**CITY OF FROST**  
 SCHEDULE OF CHANGES IN THE CITY'S  
 NET PENSION LIABILITY AND RELATED RATIOS  
 TEXAS MUNICIPAL RETIREMENT SYSTEM  
 LAST TEN FISCAL YEARS \*

	Plan Year Ended December 31,									
	2022	2021	2020	2019	2018	2017	2016	2015	2014	2013
Total pension liability:										
Service cost	\$ 4,947	\$ 5,695	\$ 7,896	\$ 9,020	\$ 7,833	\$ 7,846	\$ 9,430	\$ 10,131	\$ -	\$ -
Interest	18,319	19,267	18,752	18,237	17,651	16,977	17,328	17,120	-	-
Changes of benefit terms	-	-	-	-	-	677	-	-	-	-
Differences between expected and actual experience	(20,765)	(274)	2,810	3,949	4,412	3,977	(6,953)	(714)	-	-
Changes of assumptions	-	-	-	(37)	-	-	-	10,844	-	-
Benefit payments, including refunds of employee contributions	(56,821)	(19,905)	(21,545)	(24,418)	(19,206)	(18,397)	(31,381)	(18,397)	-	-
Net change in total pension liability	(54,320)	4,783	7,913	6,751	10,690	11,080	(11,576)	18,984	-	-
Total pension liability - beginning	297,326	292,543	284,630	277,879	267,189	256,109	267,685	248,701	-	-
Total pension liability - ending (a)	\$ 243,006	\$ 297,326	\$ 292,543	\$ 284,630	\$ 277,879	\$ 267,189	\$ 256,109	\$ 267,685	\$ -	\$ -
Plan fiduciary net position:										
Contributions - employer	\$ 4,583	\$ 4,544	\$ 6,889	\$ 6,013	\$ 4,223	\$ 4,047	\$ 3,994	\$ 4,243	\$ -	\$ -
Contributions - employee	3,084	3,511	4,935	5,388	4,679	5,004	6,084	6,800	-	-
Net investment income	(20,938)	34,498	19,369	35,954	(7,507)	31,680	15,835	357	-	-
Benefit payments, including refunds of employee contributions	(56,821)	(19,905)	(21,545)	(24,418)	(19,206)	(18,397)	(31,381)	(18,397)	-	-
Administrative expense	(182)	(160)	(126)	(204)	(145)	(164)	(179)	(217)	-	-
Other	217	1	(5)	(5)	(8)	(8)	(10)	(12)	-	-
Net change in plan fiduciary net position	(70,057)	22,489	9,517	22,728	(17,964)	22,162	(5,657)	(7,226)	-	-
Plan fiduciary net position - beginning	287,755	265,266	255,749	233,021	250,985	228,823	234,480	241,706	-	-
Plan fiduciary net position - ending (b)	\$ 217,698	\$ 287,755	\$ 265,266	\$ 255,749	\$ 233,021	\$ 250,985	\$ 228,823	\$ 234,480	\$ -	\$ -
City's net pension liability - ending (a) - (b)	\$ 25,308	\$ 9,571	\$ 27,277	\$ 28,881	\$ 44,858	\$ 16,204	\$ 27,286	\$ 33,205	\$ -	\$ -
Plan fiduciary net position as a percentage of the total pension liability	89.59%	96.78%	90.68%	89.85%	83.86%	93.94%	89.35%	87.60%	-	-
Covered payroll	\$ 61,688	\$ 70,226	\$ 98,701	\$ 107,768	\$ 93,590	\$ 100,079	\$ 121,682	\$ 135,991	\$ -	\$ -
City's net pension liability as a percentage of covered payroll	41.03%	13.63%	27.64%	26.80%	47.93%	16.19%	22.42%	24.42%	-	-

Notes to Schedule:

\* This schedule is presented to illustrate the requirement to show information for 10 years. However, until a full 10-year trend is compiled, this schedule provides the information only for those years for which information is available.

**CITY OF FROST**  
*NOTES TO REQUIRED SUPPLEMENTARY INFORMATION*  
*FOR THE YEAR ENDED SEPTEMBER 30, 2023*

**Budget**

The official budget was prepared for adoption for the General Fund. The budget was prepared in accordance with accounting practices generally accepted in the United States of America. The following procedures are followed in establishing the budgetary data:

- a. Prior to September 30 of the proceeding fiscal year, the City prepares a budget for the next succeeding fiscal year. The operating budget includes proposed expenditures and the means of financing them.
- b. A meeting of the Council is then called for the purpose of adopting the proposed budget after ten days' public notice of the meeting has been given.
- c. Prior to the beginning of the fiscal year, the budget is legally enacted through passage of a resolution by the Council.

Once a budget is approved, it can be amended at function and fund level only by approval of a majority of the members of the Council. Amendments are presented to the Board at its regular meetings.

Each amendment must have Council approval. Such amendments are made before the fact, are reflected in the official minutes of the Council and are not made after fiscal year end as required by law.

Each amendment is controlled by the budget coordinator at the revenue and expenditure function/object level. Budgeted amounts are as amended by the Council. All budget appropriations lapse at year end.

Encumbrances for goods or purchased services are documented by purchase orders or contracts. Under Texas law, appropriations lapse at September 30, and encumbrances outstanding at that time are to be either cancelled or appropriately provided for in the subsequent year's budget. There were no end-of-year outstanding encumbrances that were provided for in the subsequent year's budget.

**Defined Benefit Pension Plan**

**Changes of benefit terms**

There were no benefit changes during the year.

**Changes of assumptions**

There were no changes in assumptions during the year.

**Schedule of Employer Contributions to Pension Plan**

**Valuation Date:**

Notes

Actuarial determined contribution rates are calculated as of December 31 and become effective in January, 13 months later.

**Methods and Assumptions Used to Determine Pension Contribution Rates:**

Actuarial Cost Method

Entry Age Normal

**CITY OF FROST**  
*NOTES TO REQUIRED SUPPLEMENTARY INFORMATION*  
*FOR THE YEAR ENDED SEPTEMBER 30, 2023*

Amortization Method	Level Percentage of Payroll, Closed
Remaining Amortization Period	14 years
Asset Valuation Method	10 Year smoothed market; 12% soft corridor
Inflation	2.5%
Salary Increases	3.50% to 11.50% including inflation
Investment Rate of Return	6.75%
Retirement Age	Experience-based tables of rates that are specific to the City’s plan of benefits. Last updated for the 2019 valuation pursuant to an experience study of the period 2014-2018
Mortality	<p>Post-retirement: 2019 Municipal Retirees of Texas Mortality Tables. The rates are projected on a fully generational basis with scale UMP.</p> <p>Pre-retirement: PUB(1) mortality tables, with the Public Safety table used for males and the General Employee tables used for females. The rates are projected on a fully generational basis with scale UMP.</p>

*Overall Compliance and Internal Control Section*

**ANDERSON, MARX & BOHL, P.C.**  
CERTIFIED PUBLIC ACCOUNTANTS

FRANK MARX, III, CPA  
DORI BOHL, CPA & CFE  
CALEB MARX, CPA

**Independent Auditors' Report on Internal Control over Financial Reporting and on  
Compliance and Other Matters based on an Audit of Financial Statements Performed in  
Accordance with Government Auditing Standards**

City Council  
The City of Frost  
P.O. Box X  
Frost, Texas 76641

Members of The City Council:

We have audited, in accordance with auditing standards generally accepted in the United States of America and the standards applicable to financial audits contained in Government Auditing Standards issued by the Comptroller General of the United States, the financial statements of the governmental activities, the business-type activities, each major fund, and the aggregate remaining fund information of The City of Frost as of and for the year ended September 30, 2023, and the related notes to the financial statements, which collectively comprise The City of Frost's basic financial statements, and have issued our report thereon dated September 11, 2024.

***Internal Control over Financial Reporting***

In planning and performing our audit of the financial statements, we considered The City of Frost's internal control over financial reporting (internal control) as a basis for designing audit procedures that are appropriate in the circumstances for the purpose of expressing our opinions on the financial statements, but not for the purpose of expressing an opinion on the effectiveness of The City of Frost's internal control. Accordingly, we do not express an opinion on the effectiveness of The City of Frost's internal control.

A deficiency in internal control exists when the design or operation of a control does not allow management or employees in the normal course of performing their assigned functions, to prevent, or detect and correct misstatements on a timely basis. A material weakness is a deficiency, or a combination of deficiencies, in internal control, such that there is a reasonable possibility that a material misstatement of the entity's financial statements will not be prevented, or detected and corrected on a timely basis. A significant deficiency is a deficiency, or a combination of deficiencies, in internal control that is less severe than a material weakness, yet important enough to merit attention by those charged with governance.

Our consideration of internal control was for the limited purpose described in the first paragraph of this section and was not designed to identify all deficiencies in internal control that might be material weaknesses or significant deficiencies and therefore, material weaknesses or significant deficiencies may exist that have not been identified. We consider the deficiency, described in the accompanying schedule of findings and responses as item 2023-001 to be a material weakness.

### ***Compliance and Other Matters***

As part of obtaining reasonable assurance about whether The City of Frost's financial statements are free from material misstatement, we performed tests of its compliance with certain provisions of laws, regulations, contracts, and grant agreements, noncompliance with which could have a direct and material effect on the financial statements. However, providing an opinion on compliance with those provisions was not an objective of our audit and, accordingly, we do not express such an opinion. The results of our tests disclosed no instances of noncompliance or other matters that are required to be reported under Government Auditing Standards.


### ***The City of Frost's Response to Findings***

The City of Frost's response to the findings identified in our audit is described in the accompanying schedule of findings and responses. The City of Frost's response was not subjected to the auditing procedures applied in the audit of the financial statements and, accordingly, we express no opinion on it.

### ***Purpose of this Report***

The purpose of this report is solely to describe the scope of our testing of internal control and compliance and the results of that testing, and not to provide an opinion on the effectiveness of the entity's internal control or on compliance. This report is an integral part of an audit performed in accordance with *Government Auditing Standards* in considering the entity's internal control and compliance. Accordingly, this communication is not suitable for any other purpose.

Respectfully Submitted,



Anderson, Marx & Bohl P.C.

Corsicana, Texas  
September 11, 2024

**CITY OF FROST**  
*SCHEDULE OF FINDINGS AND RESPONSES*  
*FOR THE YEAR ENDED SEPTEMBER 30, 2023*

Financial Statement Findings

2023-001

Condition: The City failed to post material adjustments.

Criteria: The City is required to maintain proper records that accurately reflect the condition of the City.

Effect: The City's Assets, Deferred Resource Outflows, Liabilities, Deferred Resource Inflows, and Equity did not reflect the proper amounts.

Cause: The City failed to adjust its records to the correct amounts.

Recommendation: The City should post all required adjustments.

City's Response: The City will post all necessary adjustments. Rachel Williams, City Secretary, will be responsible for accomplishing this.